



2014-15 TAPR

Texas Academic Performance Report Annual Presentation

Background on the TAPR

State Requirements

- Report is issued annually to each school district in Texas by the TEA
- Each school district holds a public hearing for discussion of the Texas Academic Performance Report (TAPR) under the Texas Educational Code (39.306)
- Annual report is then published following the public hearing

Accessing the TAPR

1. TEA Website

a) Report:

<http://ritter.tea.state.tx.us/perfreport/tapr>

b) Glossary:

<http://ritter.tea.state.tx.us/perfreport/tapr/2013/glossary.html>

2. Great Hearts Texas Website

<http://www.greatheartstx.org>

Information Reported Annually

- ❖ **2014-15 Accountability and Academic Performance Data**
- ❖ **2014-15 District Profile Data**
- ❖ **Campus Performance Objectives**
 - ❖ **In response to TAPR results; will be in Campus Improvement Plans**
- ❖ **2014-15 Violent & Criminal Incidents Report**
- ❖ **Texas Higher Education Coordinating Board Data**
 - ❖ **Not Applicable** as we have not had a graduating class
- ❖ **2013-14 PEIMS Financial Standards Reports**
 - ❖ **Not Applicable**

2014-15 Violent/Criminal Incidents

School	Number of Incidents	Reason (s)
GH Monte Vista	0	N/A
GH Monte Vista North	0	N/A

State Accountability Summary

2015 Accountability Rating: **Met Standard**

TEA Performance Distinctions

Closing Performance Gaps

Academic Achievement: Reading/ELA

Academic Achievement: Social Studies

Post-Secondary Readiness

GH Monte Vista South

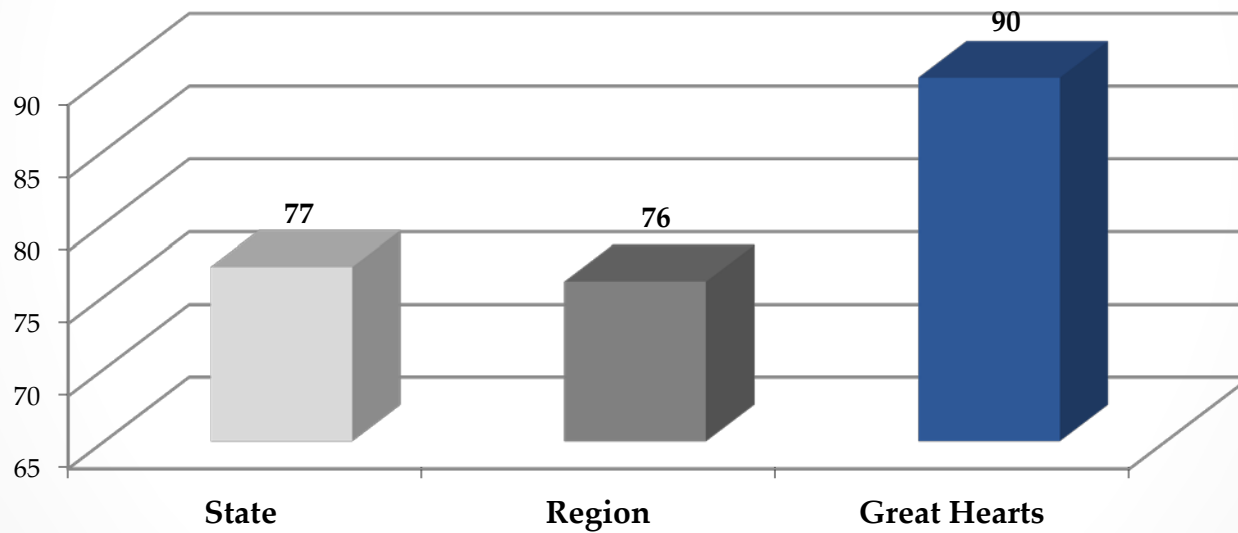
GH Monte Vista North

GH Monte Vista North

GH Monte Vista North

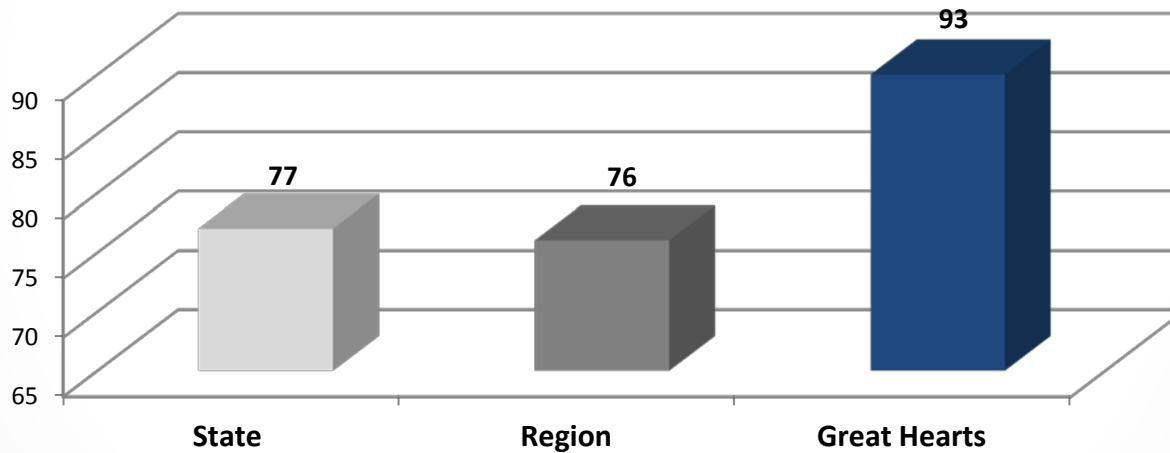
STAAR Percent at Satisfactory or Above

All Grades & All Subjects



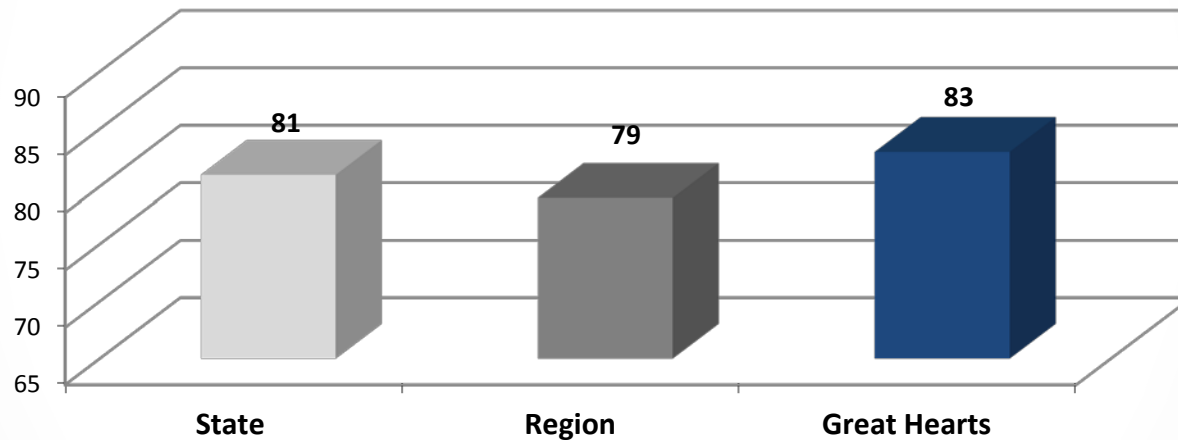
STAAR Percent at Satisfactory or Above

All Grades: Reading



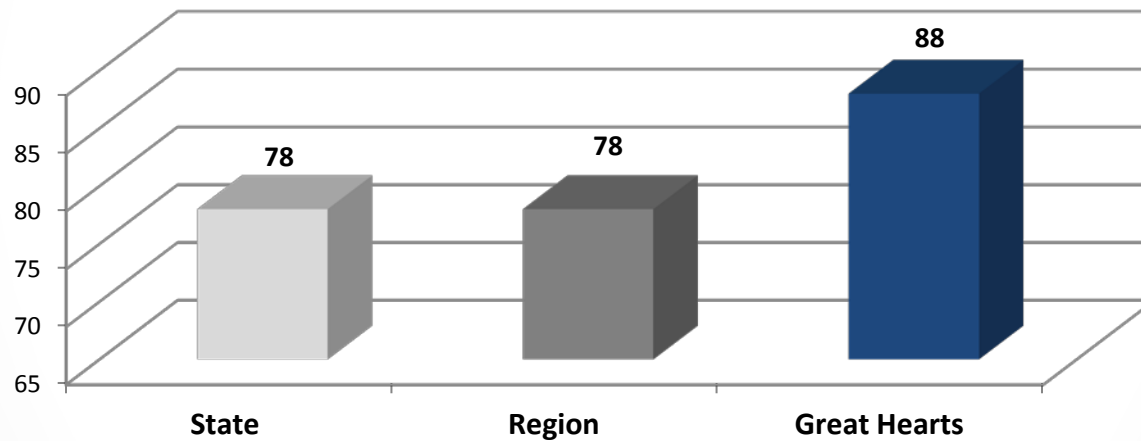
STAAR Percent at Satisfactory or Above

All Grades: Mathematics



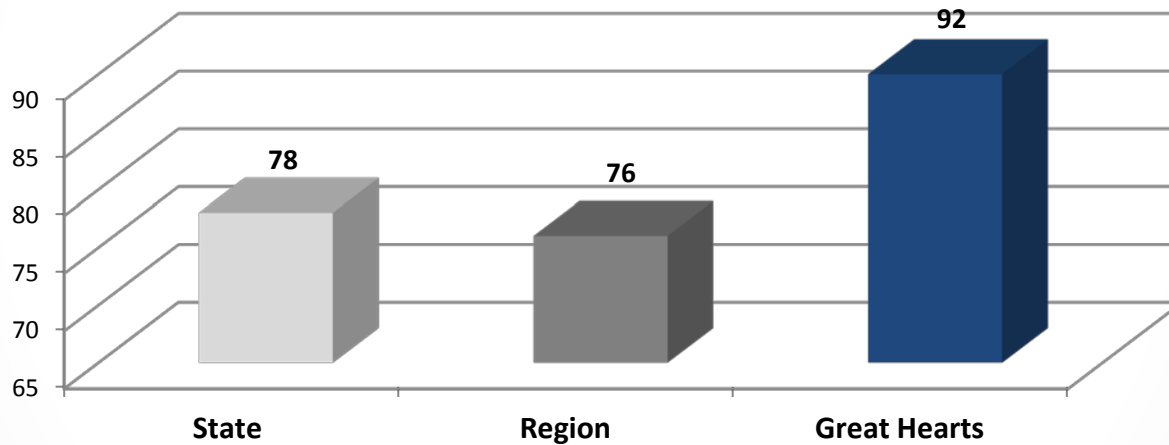
STAAR Percent at Satisfactory or Above

All Grades: Science



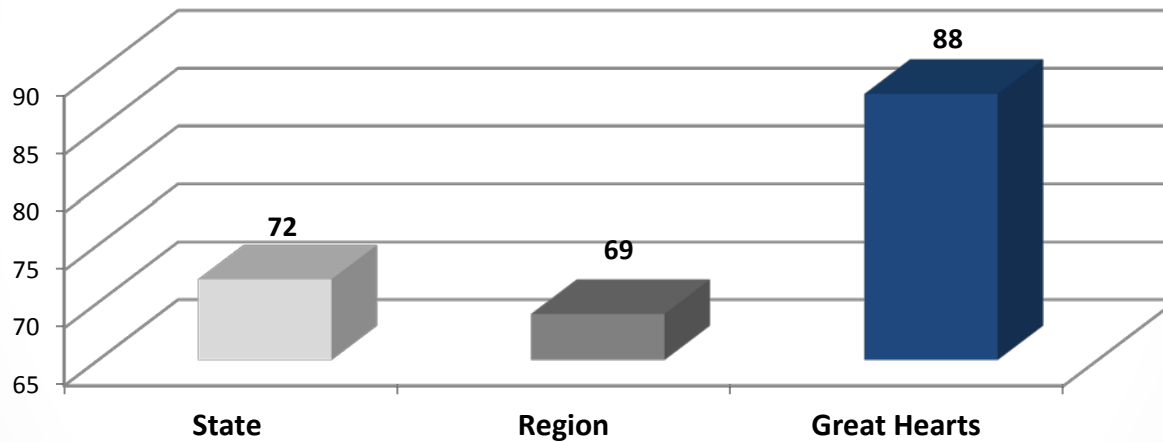
STAAR Percent at Satisfactory or Above

All Grades: Social Studies

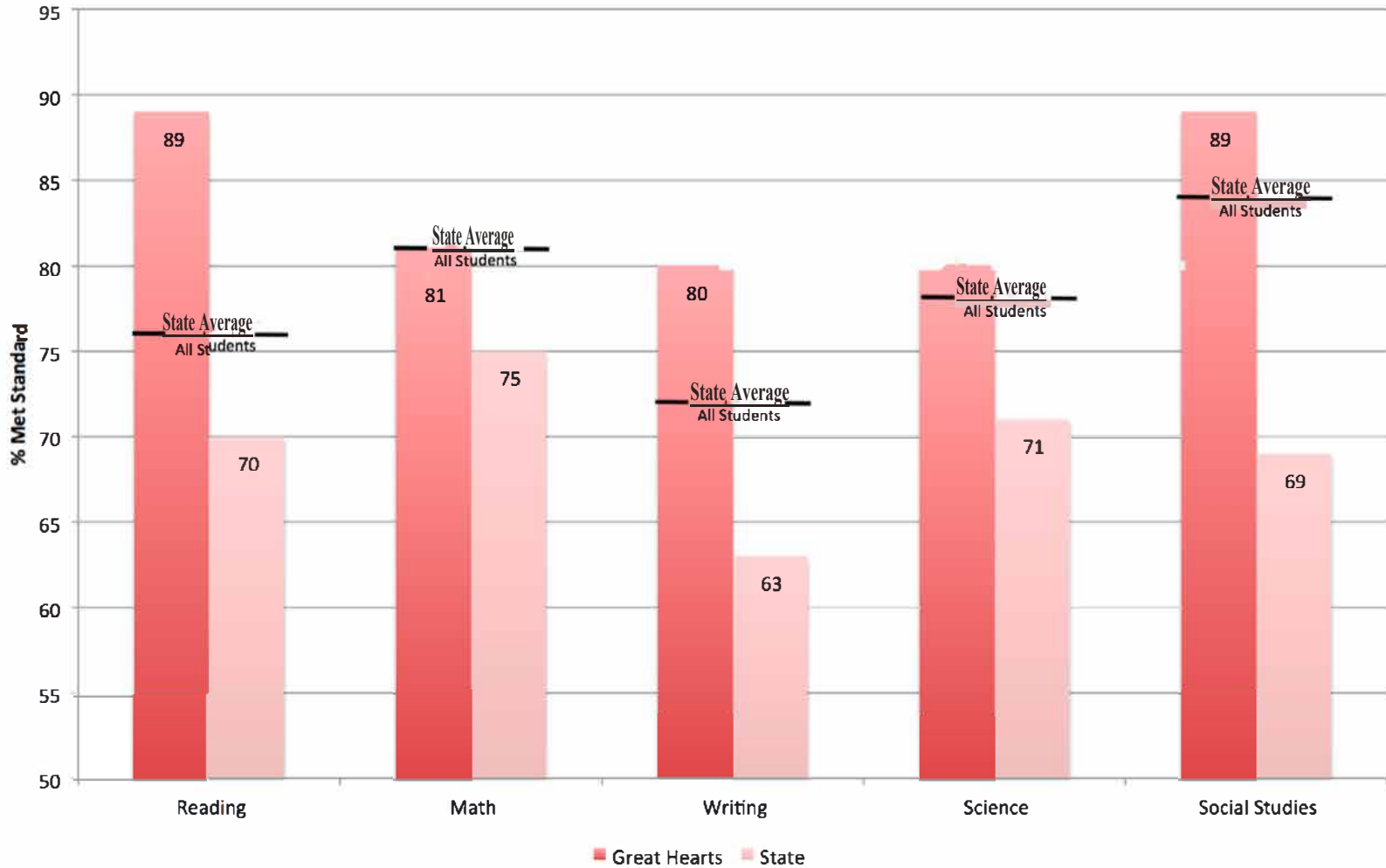


STAAR Percent at Satisfactory or Above

All Grades: Writing



2015 Economically Disadvantaged Student Performance



2015-2016 Performance Objectives Great Hearts Monte Vista (K-5)

1. STAAR Math in Grades 3-5: 88% Pass rate with 20% advanced
2. STAAR Reading in Grades 3-5: 90% Pass rate with 30% advanced
3. 80% of students will show improvement in their NWEA MAP RIT score from Fall 2015 to Spring 2016.
4. 93% of students will end the year in the yellow or green Range in the EOY DIBELS assessment.

2015-2016 Performance Objectives Great Hearts Monte Vista North (6-10)

1. Achieve at least 88% passing rate on 6-8th grade Math STAAR test
2. Achieve at least 92% passing rate on Biology EOC test
3. Achieve at least 88% passing rate on Algebra 1 EOC test
4. Every grade will participate in a field trip by the end of the year.
5. 80% of students will show improvement in their NWEA MAP RIT score from Fall 2015 to Spring 2016.